




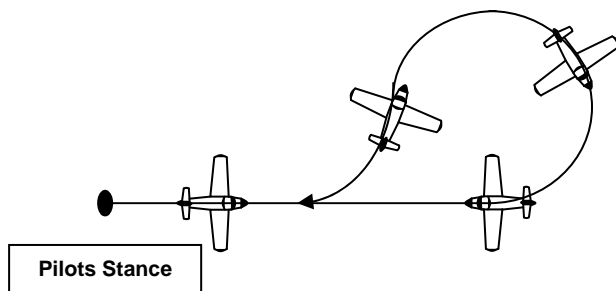


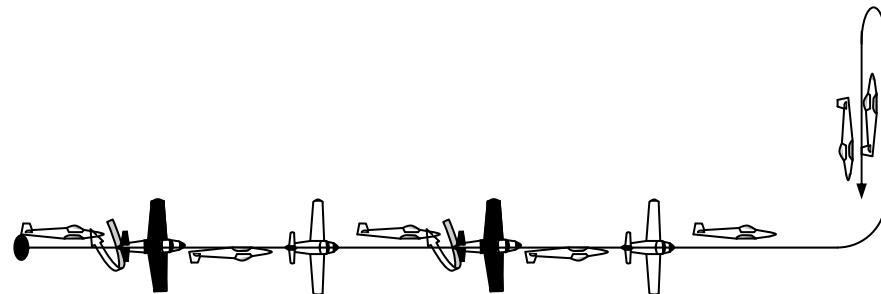
SAA Fixed Wing Power - Silver Schedule - Flight Components

KEY:- Start Point: ● End Point: → Upright:  Inverted:  Topside:  Underside:  Wind Direction: 

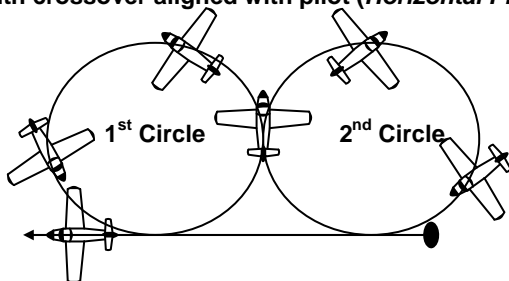
1. Take Off and Procedure Turn. (*Horizontal Plane*)



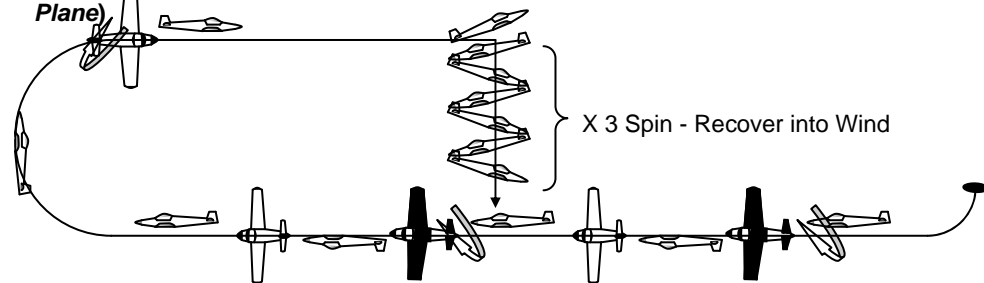
5. Two Consecutive Rolls, Stall Turn (*Vertical Plane*)



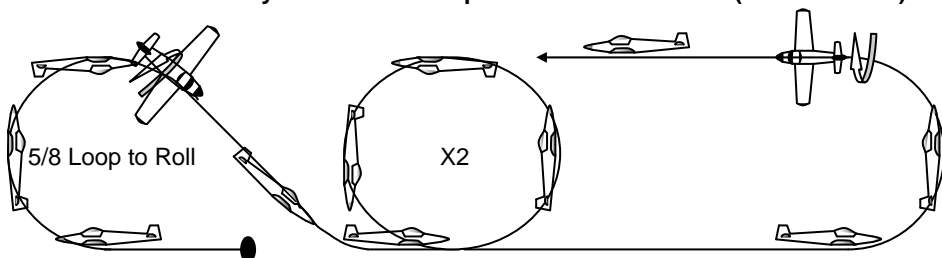
2. Figure Eight with crossover aligned with pilot (*Horizontal Plane*)



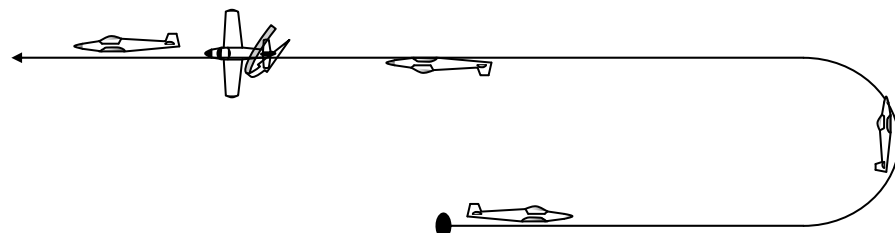
6. Two Consecutive Rolls (opposite hand), Immelman Turn, 3 Turn Spin. (*Vertical Plane*)



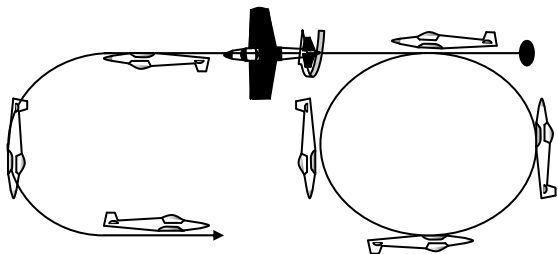
3. ½ Cuban 8 followed by TWO Inside Loops and Immelman Turn (*Vertical Plane*)



7. Half Loop and Inverted Pass before Rolling Upright (*Vertical Plane*)



4. Outside Loop, Split S (*Vertical Plane*)



8. Procedure Turn to Overshoot, Rectangular Circuit and Landing (*Horizontal Plane*)

